

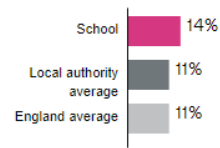
2022-2023 End of Year Attainment Summary

% achieving expected standard or above 2023	School		National	
Reading	77		73	
Writing	73			
Maths	77		73	
Grammar, Punctuation and Spelling	68		72	
Combined Reading, Writing and Maths	68		59	
% working at a higher standard (greater depth)	School		National	
Reading	55		73	
Writing	18		72	
Maths	32		73	
Average scaled score	School			
Reading	108			
Maths	104			
Key Stage 1 attainment 2023	% at expected or greater depth		% at greater depth	
	School	National	School	National
Reading	69%	68%	23%	19%
Writing	62%	60%	15%	8%
Maths	69%	70%	15%	16%
Year 1 Phonics			2023	National
% pass			83%	79%
EYFS		2022	2023	National
%GLD (good level of development)		77%	80%	67%

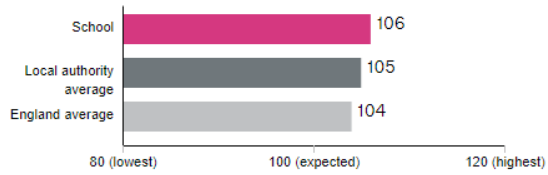
Pupils meeting expected standard in reading, writing and maths ?



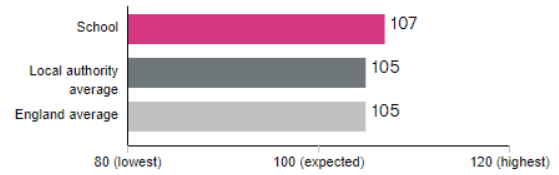
Pupils achieving at a higher standard in reading, writing and maths ?



Average score in reading ?



Average score in maths ?



<https://www.compare-school-performance.service.gov.uk/school/123142/new-hinksey-church-of-england-primary-school/primary>